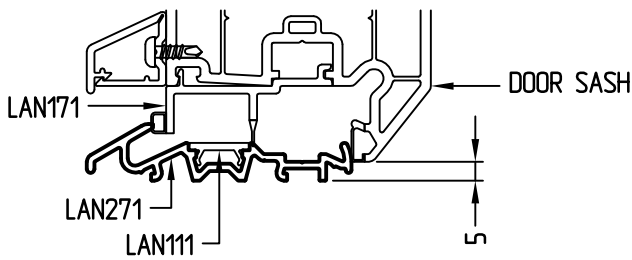
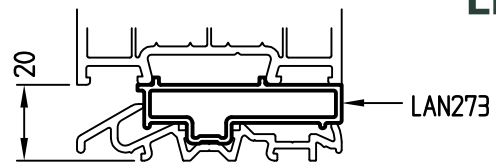


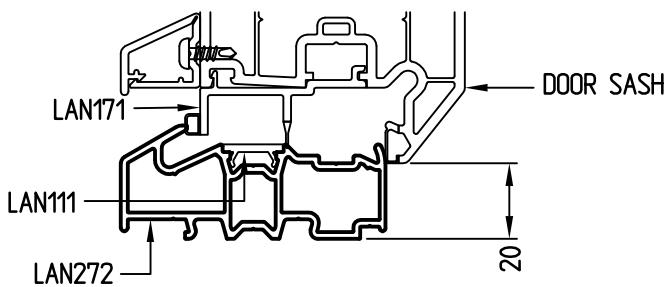
LOW THRESHOLD ASSEMBLIES



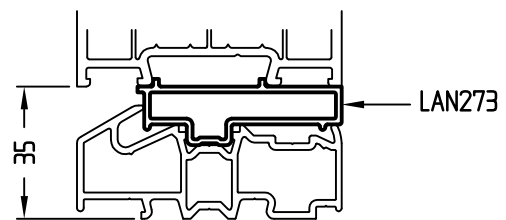
RESI DOOR (OPEN IN)
CONTINUOUS PART M
LOW THRESHOLD



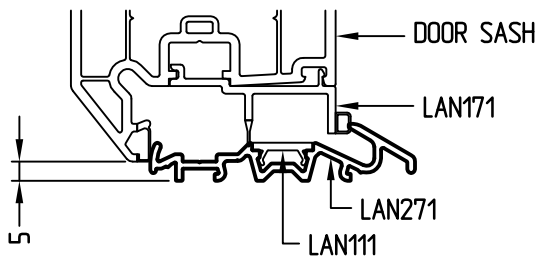
RESI DOOR (OPEN IN)
SIDE-LIGHT CONTINUOUS
PART M LOW THRESHOLD



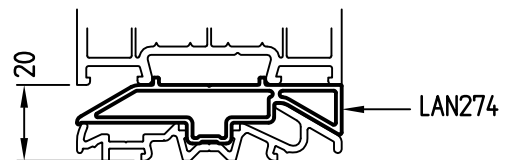
RESI DOOR (OPEN IN)
CONTINUOUS STANDARD
LOW THRESHOLD



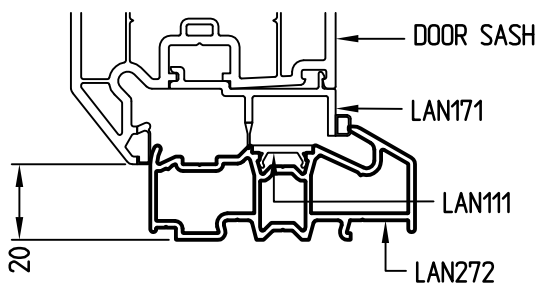
RESI DOOR (OPEN IN)
SIDE-LIGHT CONTINUOUS
STANDARD LOW THRESHOLD



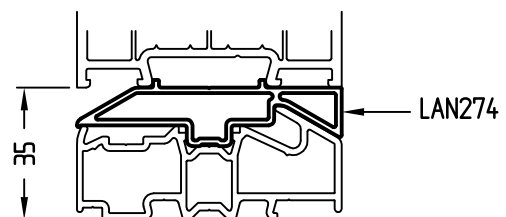
FRENCH DOOR (OPEN OUT)
CONTINUOUS PART M LOW
THRESHOLD



FRENCH DOOR (OPEN OUT)
SIDE-LIGHT CONTINUOUS
PART M LOW THRESHOLD



FRENCH DOOR (OPEN OUT)
CONTINUOUS STANDARD
LOW THRESHOLD



FRENCH DOOR (OPEN OUT)
SIDE-LIGHT CONTINUOUS
STANDARD LOW THRESHOLD